

Automotive Consulting Solution

Shipping Monitor



Agenda

- 1. Benefit for the Customer**
2. Description of the Function
3. The Function in the System
4. Technical Information

Customer Benefit

Solution



- Proven solutions/services of SAP Automotive Consulting
- Solutions already running productive at several customers
- Solutions and documentation are available in German and English

Cost



- Exact calculation of implementation cost. Implementation for fixed price
- 6 months of free follow up care operations for bug corrections starting at the date of installation within the development landscape. Afterwards chargeable consulting support starts
- No additional ongoing costs (i.e. maintenance cost)

Time



- Prompt implementation possible
- Defined timeframe for implementation

Agenda

1. Benefit for the Customer
- 2. Description of the Function**
3. The Function in the System
4. Technical Information

Motivation

In SAP ERP system a number of single function/transaction are available to support the shipping process. With this SAP ACS these functions would be “bundled” and packaged in one central monitor, so that the shipping employee could manage and start all needed shipping functions within one transaction with more efficiency. The basis for the shipping monitor are the deliveries which are created in advance (e.g. with transaction VL10). Following functions are available in the shipping monitor:



- Using comprehensive selection criterions
- Using a user-friendly, flexible output list with nearly 140 fields which could be displayed, like e.g. outbound delivery, shipment, stock ...
- Clear visualization of information with light and color
- Execution different shipping activities like change a delivery, create a WM transfer order, create a shipment, output messages

Agenda







1. Benefit for the Customer
2. Description of the Function
- 3. The Function in the System**
4. Technical Information


Selection

Shipping Monitor









 


Delivery and Shipment

Shipping Point	<input checked="" type="checkbox"/>	to	<input type="text"/>	
Sales Organization	<input type="text"/>	to	<input type="text"/>	
Plant	<input type="text"/>	to	<input type="text"/>	
Sold-to party	<input type="text"/>	to	<input type="text"/>	
Ship-To Party	<input type="text"/>	to	<input type="text"/>	
Service provi.	<input type="text"/>	to	<input type="text"/>	
Partner function delivery	<input type="checkbox"/>			
Partner function shipment	<input type="checkbox"/>			

 Additional fields

Dates and Status

Picking Date	<input type="text"/>	to	<input type="text"/>	
Transp'n Plang Date	<input type="text"/>	to	<input type="text"/>	
Loading Date	<input type="text"/>	to	<input type="text"/>	
Pland gds mvmnt date	<input type="text"/>	to	<input type="text"/>	
Act. gds mvmnt date	<input type="text"/>	to	<input type="text"/>	
Delivery Date	<input type="text"/>	to	<input type="text"/>	
Overall status delivery	<input type="checkbox"/>	to	<input type="checkbox"/>	
Overall status shipment	<input type="checkbox"/>	to	<input type="checkbox"/>	

 Additional fields

Output Options

Display stock

Activate colors

Check messages

Check texts

Layout

Selection: More Options

The screenshot displays the SAP Shipping Monitor interface, which is divided into several sections for data selection and configuration. A red dashed line highlights the 'Additional fields' section in each of the three main panels.

Shipping Monitor

Delivery and Shipment

Shipping Point	<input checked="" type="checkbox"/>	to	<input type="text"/>
Sales Organization	<input type="checkbox"/>	to	<input type="text"/>
Plant	<input type="checkbox"/>	to	<input type="text"/>
Sold-to party	<input type="checkbox"/>	to	<input type="text"/>
Ship-To Party	<input type="checkbox"/>	to	<input type="text"/>
Service provi.	<input type="checkbox"/>	to	<input type="text"/>
Partner function delivery	<input type="checkbox"/>		
Partner function shipment	<input type="checkbox"/>		

Dates and Status

Picking Date	<input type="text"/>	to	<input type="text"/>
Transp'n Plng Date	<input type="text"/>	to	<input type="text"/>
Loading Date	<input type="text"/>	to	<input type="text"/>
Pland gds mvmt date	<input type="text"/>	to	<input type="text"/>
Act. gds mvmt date	<input type="text"/>	to	<input type="text"/>
Delivery Date	<input type="text"/>	to	<input type="text"/>
Overall status delivery	<input type="checkbox"/>	to	<input type="checkbox"/>
Overall status shipment	<input type="checkbox"/>	to	<input type="checkbox"/>

Output Options

- Display stock
- Activate colors
- Check messages
- Check texts

Layout:

Additional fields

Delivery	<input type="text"/>	to	<input type="text"/>
Item	<input type="text"/>	to	<input type="text"/>
Delivery Type	<input type="text"/>	to	<input type="text"/>
Material	<input type="text"/>	to	<input type="text"/>
MRP Controller	<input type="text"/>	to	<input type="text"/>
Customer material	<input type="text"/>	to	<input type="text"/>
Unloading Point	<input type="text"/>	to	<input type="text"/>
Storage Location	<input type="text"/>	to	<input type="text"/>
Sales office	<input type="text"/>	to	<input type="text"/>
Distribution Channel	<input type="text"/>	to	<input type="text"/>
Division	<input type="text"/>	to	<input type="text"/>
Route	<input type="text"/>	to	<input type="text"/>
Transportation group	<input type="text"/>	to	<input type="text"/>
Shipment Number	<input type="text"/>	to	<input type="text"/>
Shipment type	<input type="text"/>	to	<input type="text"/>
Shipping type	<input type="text"/>	to	<input type="text"/>
TransportPlanningPt	<input type="text"/>	to	<input type="text"/>
Container ID	<input type="text"/>	to	<input type="text"/>
External ID 1	<input type="text"/>	to	<input type="text"/>
External ID 2	<input type="text"/>	to	<input type="text"/>
Descrip.of Shipment	<input type="text"/>	to	<input type="text"/>
Shipment route	<input type="text"/>	to	<input type="text"/>
Customer group 1	<input type="text"/>	to	<input type="text"/>
Customer group 2	<input type="text"/>	to	<input type="text"/>
Customer group 3	<input type="text"/>	to	<input type="text"/>
Customer group 4	<input type="text"/>	to	<input type="text"/>
Customer group 5	<input type="text"/>	to	<input type="text"/>
Material group 1	<input type="text"/>	to	<input type="text"/>
Material group 2	<input type="text"/>	to	<input type="text"/>
Material group 3	<input type="text"/>	to	<input type="text"/>
Material group 4	<input type="text"/>	to	<input type="text"/>
Material group 5	<input type="text"/>	to	<input type="text"/>
Item category group	NORM	to	<input type="text"/>
SD document categ.	J	to	<input type="text"/>

Additional fields

Total gds mvmt stat.	<input type="text"/>	to	<input type="text"/>
Overall pick.status	<input type="text"/>	to	<input type="text"/>
Overall WM status	<input type="text"/>	to	<input type="text"/>
Trns.plan.status	<input type="text"/>	to	<input type="text"/>
Packing status	<input type="text"/>	to	<input type="text"/>
Pick confirmation	<input type="text"/>	to	<input type="text"/>

Selection

Additional to the mass of selection fields, following selection options should be highlighted particularly:

- Display stock: this flag controls that the unrestricted-use stock of materials could be displayed. A customer individual stock determination (e.g. determine WM stock for certain storage type) could be implemented in a userexit
- Activate colors: this flag controls that certain fields like e.g. field for the shipment number, or status field of a delivery (goods movement status, packing status, billing status, transport plan status ...) could be displayed in different colors (A=red, B=yellow, C=green)
- Check messages: it would be maintained in a customizing table, which shipment and delivery outputs are relevant for the shipping processing. If these messages could not be found in the document, a red light would be shown in the list. If the messages are partly outputted, a yellow light would be shown. If all the messages could be found, the green light would be shown
- Check texts: it would be controlled with this flag if the relevant texts which are predefined in a customizing table are maintained in the shipment or delivery
- Layout: a layout could be entered, which would be used in the output list

Output List

Shipping Monitor

Status	Log	Compact address	Delivery	Item	Material	SLoc	Dlv.qty	SU	Ref.doc.	DChl	ShPt	Pl.Gl date	Unload.Pt	Ship-To Pt
▲		BMW / Petuelring 10-12 / 80331 München	80001112	10	000000000000000130	ACS1	50	PC	30000131	10	ACS1	25.08.2010	61000	5
			80001122	10	000000000000000165	ACS1	300	PC	30000148	10		28.08.2010	61000	
▲		DAIMLER / Daimler-Straße 1 / 70173 Stuttgart	80001121	10	000000000000000164	ACS1	800	PC	30000147	10		28.08.2010	458	7
▲			Kunde für REMADV / Hass-Plattner-Ring 7 / 69190 Walldorf	80001113	10	000000000000000132	ACS1	10	PC	30000132	10		25.08.2010	0001
▲		CHRYSLER // Detroit	80001114	10	000000000000000134	ACS1	10	PC	30000133	10		25.08.2010	0001	
▲			80001115	10	000000000000000151	ACS1	100	PC	30000136	10		25.08.2010	UP1	12
▲			80001116	10	000000000000000152	ACS1	100	PC	30000137	10		25.08.2010	UP1	
▲		PSA / 13 PLace de la Concorde / F-12345 Paris	80001120	10	000000000000000163	ACS1	400	PC	30000146	10		30.08.2010	UP1	
▲			80001117	10	000000000000000156	ACSH	10	PC	30000138	10		25.08.2010	11111111	13
▲			80001118	10	000000000000000157	ACSH	20	PC	30000139	10		25.08.2010	11111111	
▲			80001119	10	000000000000000156	ACSH	30	PC	30000140	10		25.08.2010	22222222	
▲		AUDI // Ingolstadt	80001123	10	000000000000000166	ACS1	411	PC	30000149	10		30.08.2010	11111111	
▲			80001124	10	000000000000000167	ACS1	800	PC	30000150	10		28.08.2010	ABLAD-123	15

Unload.Pt	Ship-To Pt	Shipment	Carrier	WhN	TO Number	Text Kopf	Text Pos.	Text Trns.	EDI Trans.	EDI Lief.	Unrestr.	Cust.mat.	PS	TS	P	P	S	GM	BS	OS	OPS	WM	DS	DS
61000	5									○○○	950	BMW-130						C	A	B				
61000										○○○	1.850	BMW165						C	A	B				
458	7									○○○	4.893	DML164						A	A	A				
0001	8	1636							○○○	○○○	9.940	K132	C				0	A	A	A				
0001		1636							○○○	○○○	9.940	K134	C				0	A	A	A				
UP1	12									○○○	9.890	K151						C	A	B				
UP1										○○○	9.840	K152						C	A	B				
UP1										○○○	878	CH163						C	A	B				
11111111	13	1637	F2100						○○○	○○○	100	K156	C		X		1	A	A	A				
11111111		1637	F2100						○○○	○○○	0	K157	C		X		1	A	A	A				
22222222		1637	F2100						○○○	○○○	100	K156	C		X		1	A	A	A				
11111111										○○○	6.712	PSA166						C	A	B				
ABLAD-123	15									○○○	5.494	AU167						C	A	B				

Functions

Following process steps could be controlled from the monitor.



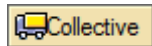
Create WM transfer order



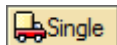
Confirm WM transfer order



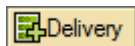
Output messages for WM transfer order



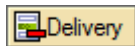
Create collective shipment



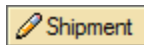
Create individual shipments (one for each outbound delivery)



Add outbound deliveries to a shipment



Remove outbound deliveries from a shipment



Change shipment




Output messages for shipment



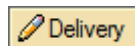
Delete shipment



Pack outbound delivery



Post goods issue for outbound delivery



Change outbound delivery



Output messages for outbound delivery



Refresh output list

Agenda

1. Benefit for the Customer
2. Description of the Function
3. The Function in the System
- 4. Technical Information**

Technical Information



Available for SAP ERP ECC 6.0



Activation of automotive industrialized solution in SAP ERP System not necessary



Technical installation is possible remotely



Modification-free



Delivery in Z-namespaces

Source of Information

Internet

Overview-, Detail- and Customer presentations

- <http://www.sap.com/acs>

The screenshot displays the SAP Service Marketplace website. The header includes the SAP logo and the tagline "The Best-Run Businesses Run SAP". The navigation menu shows "SAP Service Marketplace" with sub-menus for "Products", "Industries & Solutions", and "Improvements & Innovations". The "Services & Support" menu is expanded, showing "Early Adoption", "Customer Involvement", and "Services & Support". The main content area is titled "Automotive Consulting Solutions (ACS)" and features a sub-header "A strong motor for your business". The page lists various services such as "Handling Unit Management", "Just in Time / Just in Sequence", "Material & Production Management", "Quality Management", "Sales & Service", "Warranty Management", and "Enterprise & Asset Management". A "Contact us" box is visible on the right, and a "Log in here" button is located at the bottom left of the page.

Email - distribution list

Signing up through mario.rebitzer@sap.com

OSS-System

Notes (Search term: Automotive Consulting Solutions)



Thank you!

Mario Rebitzer

Platinum Consultant
Industry Area Automotive

SAP Deutschland SE & Co. KG

Hasso-Plattner-Ring 7
69190 Walldorf, Germany

M +49/ 170 22 00 287

S +49/ 6227 7 44674

E mario.rebitzer@sap.com

© SAP SE or an SAP affiliate company. All rights reserved.

No part of this publication may be reproduced or transmitted in any form or for any purpose without the express permission of SAP SE or an SAP affiliate company.

SAP and other SAP products and services mentioned herein as well as their respective logos are trademarks or registered trademarks of SAP SE (or an SAP affiliate company) in Germany and other countries. Please see <http://global12.sap.com/corporate-en/legal/copyright/index.epx> for additional trademark information and notices.

Some software products marketed by SAP SE and its distributors contain proprietary software components of other software vendors.

National product specifications may vary.

These materials are provided by SAP SE or an SAP affiliate company for informational purposes only, without representation or warranty of any kind, and SAP SE or its affiliated companies shall not be liable for errors or omissions with respect to the materials. The only warranties for SAP SE or SAP affiliate company products and services are those that are set forth in the express warranty statements accompanying such products and services, if any. Nothing herein should be construed as constituting an additional warranty.

In particular, SAP SE or its affiliated companies have no obligation to pursue any course of business outlined in this document or any related presentation, or to develop or release any functionality mentioned therein. This document, or any related presentation, and SAP SE's or its affiliated companies' strategy and possible future developments, products, and/or platform directions and functionality are all subject to change and may be changed by SAP SE or its affiliated companies at any time for any reason without notice. The information in this document is not a commitment, promise, or legal obligation to deliver any material, code, or functionality. All forward-looking statements are subject to various risks and uncertainties that could cause actual results to differ materially from expectations. Readers are cautioned not to place undue reliance on these forward-looking statements, which speak only as of their dates, and they should not be relied upon in making purchasing decisions.